

Scaled data based on original data using
LM-79-08 Approved Method: Electrical and Photometric Measurements of Solid-
State Lighting Products

Test Report Prepared for
Cooper Lighting Solutions
(formerly Eaton)

Brand: STREETWORKS

Report Number: P367415

Luminaire Tested: **PMM-SA2C-730-U-5WQ**

Issue Date: 12/2/2019

Test Information

Test Method: LM-79-08
Report Number: P367415
TEST IS SCALED FROM IESNA LM-79-08 TEST DATA (G2-1910-543-4)
Test Lab: INNOVATION CENTER
Issue Date: 12/2/2019
Manufacturer: COOPER LIGHTING SOLUTIONS (FORMERLY EATON)
Product Line: STREETWORKS
Catalog Number: PMM-SA2C-730-U-5WQ
Description: MESA POST TOP DECORATIVE LUMINAIRE. (2) LIGHTSQUARES WITH 16 LEDS EACH AND TYPE V WIDE OPTICS.
Light Source: -
Ballast/Driver: ELECTRONIC DRIVER

Summary

Lumens per Lamp: N/A
Luminaire Lumens: 12052 lumens
Efficiency: N/A
Efficacy: 106.7 lumens/watt
Luminous Opening: Rectangular (W 0.5' x L: 1' x H: 0')
IES Classification: Type V - Short
BUG Rating: B4 - U0 - G2

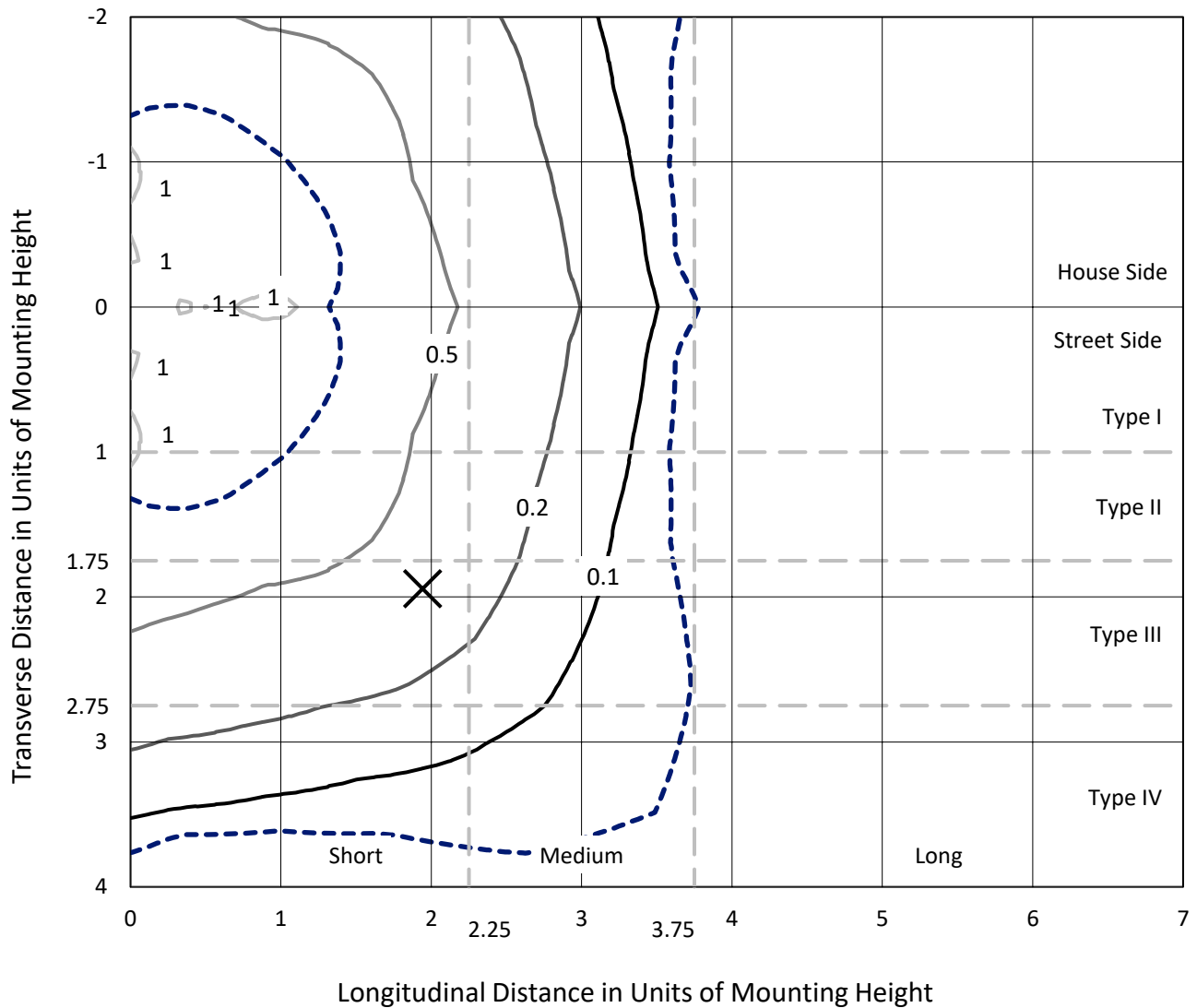
Input Watts (W): 113
Input Voltage (V): NR
Input Current (Ain): NR
Voltage Rise (V): NR
Power Factor: NR
Total Harmonic Distortion (THDi): NR
Frequency (hertz): 60
Stabilization Time: NR
Operation Time: NR
Ambient Temperature (°C): NR
Test Distance: 28.75 FT



REPORT NUMBER: P367415
 CATALOG NUMBER: PMM-SA2C-730-U-5WQ

Iso-Footcandle Lines of Horizontal Illumination

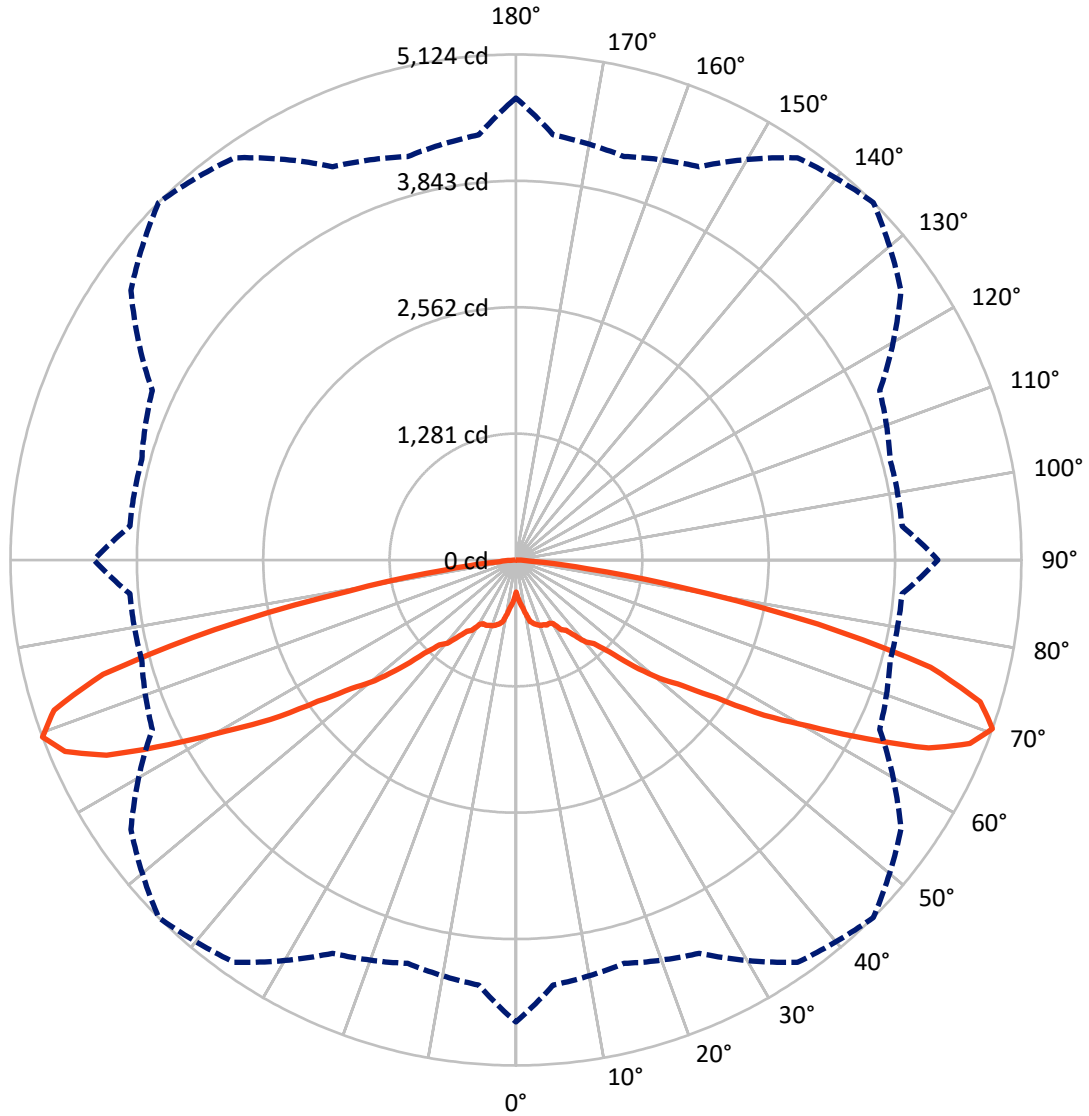
✕ Max cd
 - - - 1/2 Max cd



Based on 25 foot mounting height. Maximum calculated value = 1 fc
 Type V - Short - N/A

REPORT NUMBER: P367415
CATALOG NUMBER: PMM-SA2C-730-U-5WQ

Luminous Intensity Polar Plot



— Vertical Plane Through 45-Deg Lateral - - - Horizontal Cone Through 70-Deg Vertical

REPORT NUMBER: P367415
 CATALOG NUMBER: PMM-SA2C-730-U-5WQ

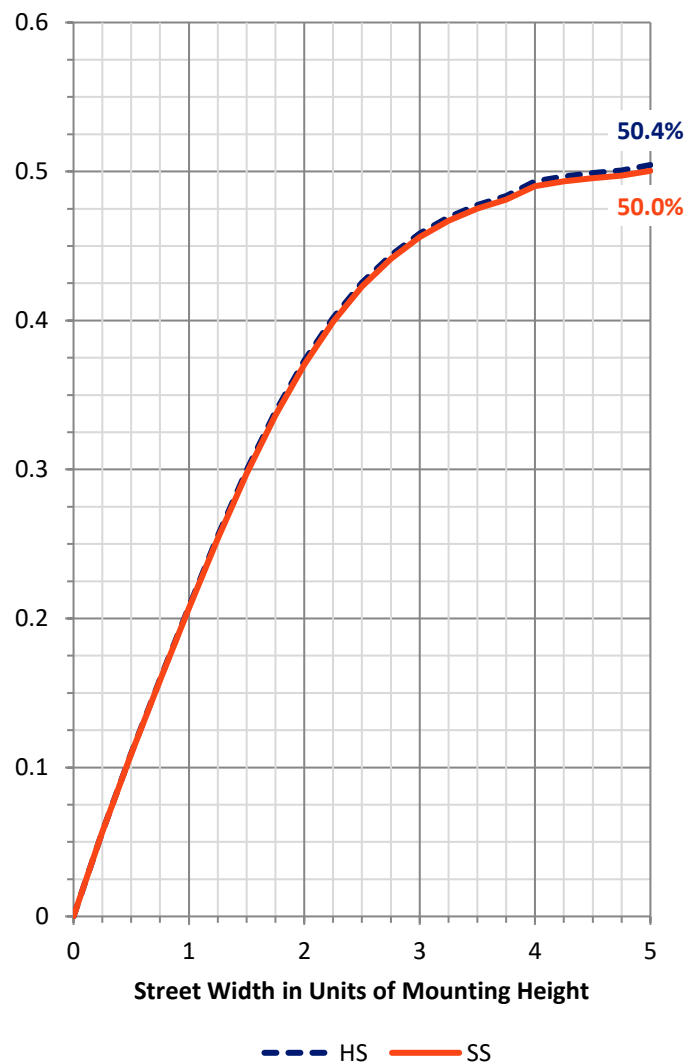
FLUX DISTRIBUTION:

		Downward	Upward	Total
House Side	Lumens	6026.0	0.0	6026.0
	% Fixture	50.0	0.0	50.0
Street Side	Lumens	6026.0	0.0	6026.0
	% Fixture	50.0	0.0	50.0
Total	Lumens	12052.0	0.0	12052.0
	% Fixture	100.0	0.0	100.0

Coefficient of Utilization

ZONAL LUMENS:

Zone	Lumens	% Fixture
0°-10°	47.4	0.4
10°-20°	189.7	1.6
20°-30°	358.7	3.0
30°-40°	624.8	5.2
40°-50°	1194.4	9.9
50°-60°	2315.9	19.2
60°-70°	4055.3	33.6
70°-80°	3047.8	25.3
80°-90°	218.1	1.8
90°-100°	0.0	0.0
100°-110°	0.0	0.0
110°-120°	0.0	0.0
120°-130°	0.0	0.0
130°-140°	0.0	0.0
140°-150°	0.0	0.0
150°-160°	0.0	0.0
160°-170°	0.0	0.0
170°-180°	0.0	0.0
0°-90°	12052.0	100.0
0°-180°	12052.0	100.0

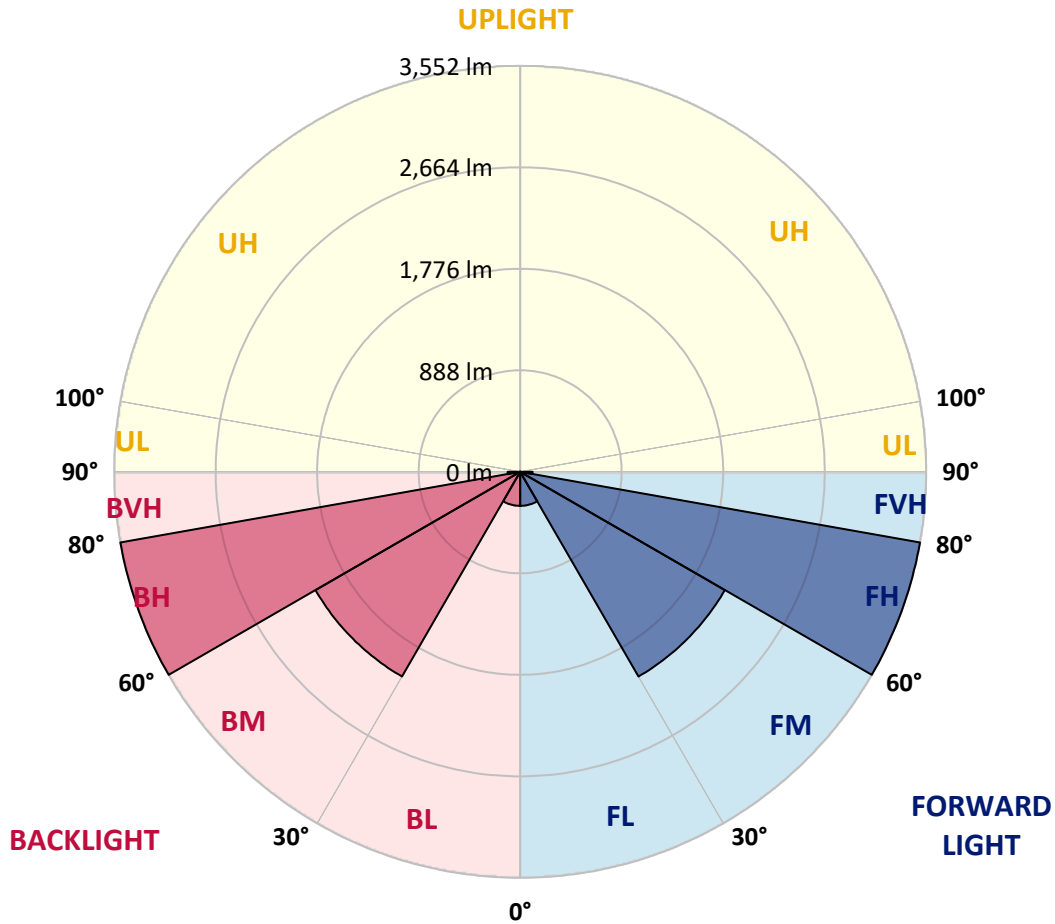


REPORT NUMBER: P367415
 CATALOG NUMBER: PMM-SA2C-730-U-5WQ

LUMINAIRE CLASSIFICATION SYSTEM LUMEN TABLE AND BUG RATING:

Zone	Lumens	% Fixture	Zone Rating/Lumen Limit		
			B	U	G
FL (0°-30°)	297.9	2.5			
FM (30°-60°)	2067.5	17.2			
FH (60°-80°)	3551.5	29.5			G2/5000
FVH (80°-90°)	109.0	0.9			G2/225
BL (0°-30°)	297.9	2.5	B1/500		
BM (30°-60°)	2067.5	17.2	B2/2500		
BH (60°-80°)	3551.5	29.5	B4/5000		G2/5000
BVH (80°-90°)	109.0	0.9			G2/225
UL (90°-100°)	0.0	0.0		U0/0	
UH (100°-180°)	0.0	0.0		U0/0	

BUG Rating: B4-U0-G2
 Type V Short





REPORT NUMBER: P367415
 CATALOG NUMBER: PMM-SA2C-730-U-5WQ

CANDELA DISTRIBUTION (FULL):

	0°	5°	15°	25°	35°	45°	55°	65°	75°	85°	90°
0°	325.9	325.9	325.9	325.9	325.9	325.9	325.9	325.9	325.9	325.9	325.9
2.5°	396.5	390.4	371.2	372.2	381.0	382.0	382.9	371.2	368.4	392.3	393.7
5°	503.5	489.5	475.5	469.9	461.5	438.1	463.8	466.6	472.2	490.5	498.9
7.5°	575.1	557.8	538.6	526.9	504.0	484.8	505.9	523.2	534.4	555.0	566.7
10°	588.6	578.4	577.4	556.8	552.6	559.6	558.2	558.7	575.5	576.0	583.0
12.5°	631.2	638.7	624.2	617.2	621.4	638.7	624.6	618.6	622.8	641.9	634.0
15°	686.8	695.7	673.7	662.5	651.3	667.7	653.2	663.9	677.5	691.5	684.5
17.5°	748.5	749.0	719.1	677.5	687.3	689.6	684.5	675.6	714.4	748.1	744.8
20°	782.2	781.7	730.3	673.7	702.7	707.9	703.2	672.8	731.2	777.5	776.1
22.5°	816.8	806.5	744.8	699.0	709.7	713.9	703.2	700.4	744.8	809.3	808.8
25°	835.5	844.4	776.6	748.1	739.2	729.4	738.7	743.4	785.9	849.1	830.8
27.5°	893.9	879.4	785.9	783.1	764.4	725.6	757.9	780.8	783.1	885.1	903.8
30°	946.8	952.4	828.0	832.2	798.1	749.0	799.0	835.5	842.5	953.3	951.4
32.5°	1002.9	1005.2	902.8	859.3	844.8	843.0	823.8	855.6	910.8	999.6	1003.3
35°	1088.0	1107.1	969.7	911.2	893.0	874.3	891.1	919.7	971.1	1104.3	1095.0
37.5°	1282.9	1252.5	1115.1	994.0	981.8	974.4	987.9	1008.5	1113.7	1255.8	1299.3
40°	1419.0	1404.5	1217.5	1131.0	1054.3	1094.5	1062.7	1142.2	1229.2	1405.4	1433.5
42.5°	1629.9	1565.3	1373.2	1266.1	1186.6	1158.1	1175.9	1279.7	1390.5	1586.8	1642.0
45°	1832.3	1732.7	1568.1	1473.7	1353.1	1323.1	1347.0	1469.0	1597.1	1752.4	1849.6
47.5°	2039.0	1936.1	1755.2	1618.6	1520.0	1609.3	1531.2	1647.2	1774.8	1955.3	2041.8
50°	2253.6	2139.5	1960.9	1812.2	1803.8	1882.8	1789.3	1848.7	1967.0	2154.0	2255.9
52.5°	2500.0	2377.0	2198.4	2097.9	2117.5	2112.4	2093.7	2082.9	2199.3	2383.1	2504.2
55°	2793.1	2660.3	2517.7	2471.4	2525.7	2467.2	2494.8	2491.1	2507.9	2639.3	2780.9
57.5°	3147.5	2997.4	2854.3	2844.1	2913.7	2968.9	2919.8	2849.2	2819.8	2947.4	3109.6
60°	3594.0	3409.8	3252.7	3220.4	3419.1	3418.7	3374.3	3216.2	3205.0	3349.5	3544.9
62.5°	4087.3	3862.8	3691.3	3639.8	3951.2	3986.3	3847.9	3564.5	3622.5	3738.9	3970.8
65°	4506.2	4236.4	4076.5	4062.5	4443.1	4597.8	4292.0	3904.4	3923.2	4019.9	4271.0
67.5°	4779.2	4454.3	4327.1	4394.9	4868.1	4964.8	4680.6	4131.7	4065.3	4105.5	4405.7
70°	4683.4	4326.2	4234.5	4399.1	4977.9	5124.3	4764.3	4068.1	3926.9	3928.8	4277.5
72.5°	3957.3	3617.4	3660.9	3962.9	4718.0	4923.2	4377.1	3674.4	3385.5	3378.5	3695.0
75°	2616.8	2389.6	2561.2	3032.0	3922.2	4342.1	3626.7	2880.1	2517.7	2399.9	2644.4
77.5°	1144.5	1115.6	1260.0	1792.1	2673.9	3129.3	2598.1	1881.4	1369.4	1138.9	1244.1
80°	306.7	300.2	376.8	679.8	1301.6	1723.4	1405.9	750.4	391.8	285.2	302.5
82.5°	111.7	114.5	139.8	190.3	428.7	725.6	467.1	219.3	148.2	121.6	121.6
85°	48.6	47.2	67.8	76.2	116.9	164.1	134.2	93.0	74.8	56.1	53.8
87.5°	13.1	16.4	22.9	23.8	30.4	24.8	35.5	32.7	28.1	19.6	15.9
90°	0.0	0.0	0.0	0.0	0.0	0.0	0.0	0.0	0.0	0.0	0.0

(END OF REPORT)